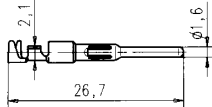
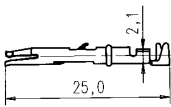
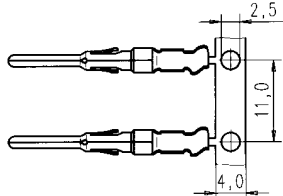
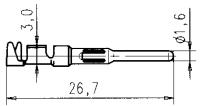
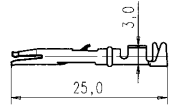
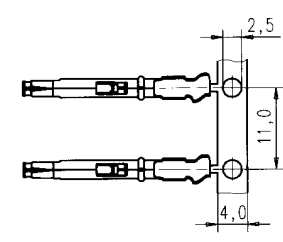
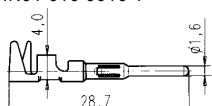
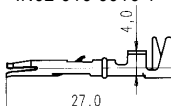
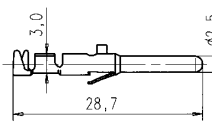
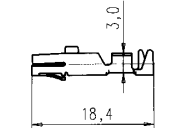
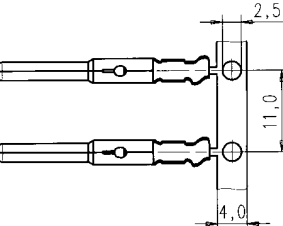
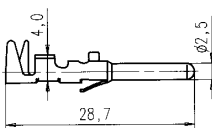
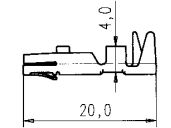
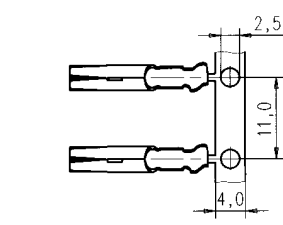
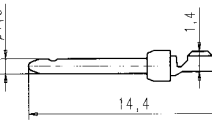
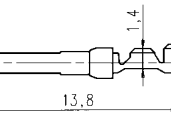
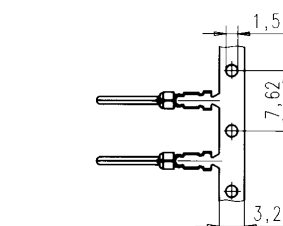
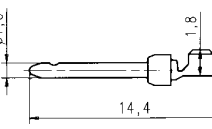
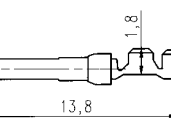
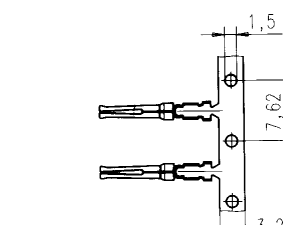


Serie Series	Maßzeichnung Einzelkontakt Drawing single contact		Maßzeichnung Bandkontakt Drawing contacts on reel	
C146 D, M	.N01 016 0003 1 	.N02 016 0003 1 		
	.N01 016 0002 1 .N01 016 0015 1 <sup>1)</sup> 	.N02 016 0002 1 .N02 016 0015 1 <sup>1)</sup> 		
	.N01 016 0005 1 .N01 016 0016 1 <sup>1)</sup> 	.N02 016 0005 1 .N02 016 0016 1 <sup>1)</sup> 		
C146 E, M	.N01 025 0001 1 	.N02 025 0001 1 		
	.N01 025 0010 1 	.N02 025 0010 1 		
C146 M	17RR-D2M-xx xxx 	17RR-D2F-xx xxx 		
	17RR-D1M-xx xxx 	17RR-D1F-xx xxx 		

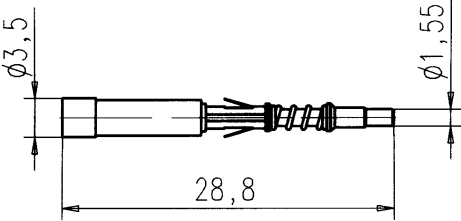
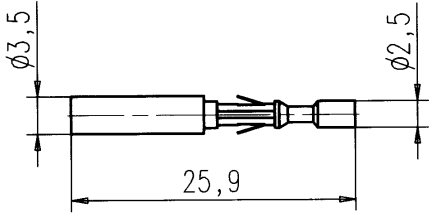
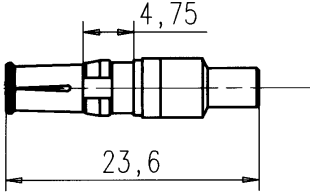
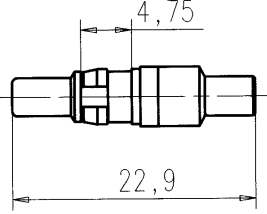
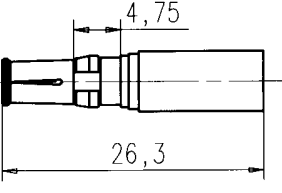
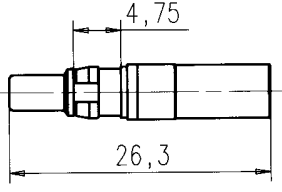
<sup>1)</sup> gekennzeichnet mit „H“ / marked with „H“

Serie Series	Maßzeichnung Drawing	Querschnitt Wire gauge	A	B	Stückzahl Pieces	Bestell Nr. Part No.
C146 D, M	.N01 016 002X 	0,14 - 0,37	0,9	2,6	100	VN01 016 0024 1C
		0,5	1,1	2,6	100	VN01 016 0025 1C
		0,75 - 1,0	1,45	2,6	100	VN01 016 0026 1C
		1,5	1,75	3,0	100	VN01 016 0027 1C
		2,5	2,25	3,2	100	VN01 016 0028 1C
	.N02 016 002X 	0,14 - 0,37	0,9	2,6	100	VN02 016 0024 1C
		0,5	1,1	2,6	100	VN02 016 0025 1C
		0,75 - 1,0	1,45	2,6	100	VN02 016 0026 1C
		1,5	1,75	3,0	100	VN02 016 0027 1C
		2,5	2,25	3,2	100	VN02 016 0028 1C
C146 E	.N01 025 003X 	0,5	1,1	2,6	100	VN01 025 0035 1
		0,75 - 1,0	1,45	2,6	100	VN01 025 0036 1
		1,5	1,75	3,0	100	VN01 025 0037 1
		2,5	2,3	3,2	100	VN01 025 0038 1
		4,0	2,9	4,0	100	VN01 025 0039 1
	.N02 025 003X 	0,5	1,1	2,6	100	VN02 025 0035 1
		0,75 - 1,0	1,45	2,6	100	VN02 025 0036 1
		1,5	1,75	3,0	100	VN02 025 0037 1
		2,5	2,3	3,2	100	VN02 025 0038 1
		4,0	2,9	4,0	100	VN02 025 0039 1
C146 M	.N01 025 00XX 	0,5	1,1	2,6	100	VN01 025 0029 1C
		0,75 - 1,0	1,45	2,6	100	VN01 025 0030 1C
		1,5	1,75	3,0	100	VN01 025 0031 1C
		2,5	2,25	3,45	100	VN01 025 0032 1C
		4,0	2,85	3,9	100	VN01 025 0033 1C
	.N02 025 00XX 	0,5	1,1	2,6	100	VN02 025 0029 1C
		0,75 - 1,0	1,45	2,6	100	VN02 025 0030 1C
		1,5	1,75	3,0	100	VN02 025 0031 1C
		2,5	2,25	3,45	100	VN02 025 0032 1C
		4,0	2,85	3,9	100	VN02 025 0033 1C
	.N01 036 000X 	1,5	1,75	3,0	100	VN01 036 0004 1C
		2,5	2,25	3,45	100	VN01 036 0005 1C
		4,0	2,85	3,9	100	VN01 036 0001 1C
		6,0	3,55	4,9	100	VN01 036 0002 1C
		10,0	4,4	5,9	100	VN01 036 0003 1C
	.N02 036 000X 	1,5	1,75	3,0	100	VN02 036 0004 1C
2,5		2,25	3,45	100	VN02 036 0005 1C	
4,0		2,85	3,9	100	VN02 036 0001 1C	
6,0		3,55	4,9	100	VN02 036 0002 1C	
10,0		4,4	5,9	100	VN02 036 0003 1C	

# C 146

Maßzeichnungen Kontakte  
*Drawings contacts*

LWL Kontakte, Koax Kontakte  
*FO contacts, coax contacts*

Serie Series	Maßzeichnung Einzelkontakt Drawing single contact	Bestell Nr. Part No.
C146 M LWL C146 M FO		N01 016 0040 8
		N02 016 0040 8
C146 M Koax C146 M Coax		17 DM 537 421
		17 DM 537 401
		17 DM 537 425
		17 DM 537 405